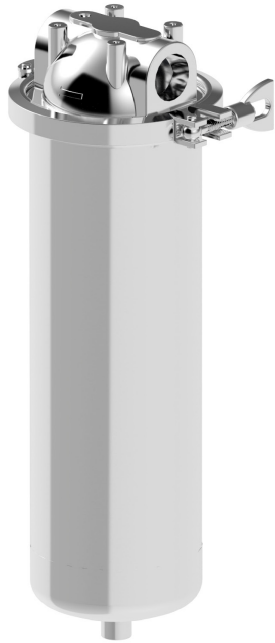


TA

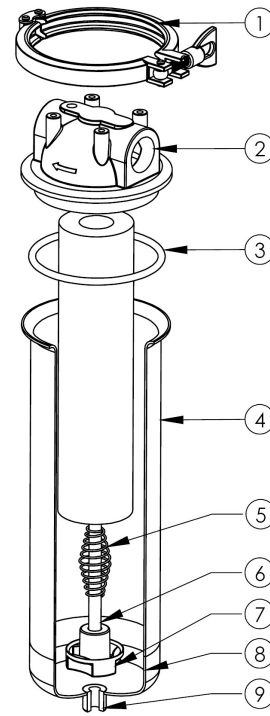
單支式濾心機 (束環式) Clamp Type Single Cartridge Housing



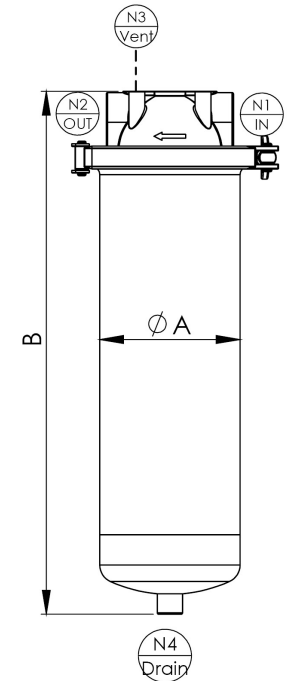
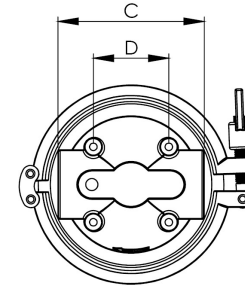
設計壓力 Design P.	10 kgf/cm ² 150 psi	最大操作壓力 Max Operating P.	10 kgf/cm ² 150 psi
設計溫度 Design T.	100°C	操作溫度 Operating T.	75°C
選購配件 Accessory	各式濾芯、吊片 Cartridges, Mounting bracket		



TA	1	4	F	1	PF	E	PA
產品型號 Model	濾心長度 Length	產品材質 Material	濾心接頭 Adapters	進出口尺寸 Connection Size	進出口規格 Connection Type	O 環材質 O-ring	外 / 內表面處理 Outside & Inside Finishes
TA	1-10" 2-20" 3-30" 4-40"	4-304 6-316 6L-316L	F-DOE 5-222 7-226	43-3/4" 1-1"	150P-ANSI 10K-JIS PN10-DIN C-CLAMP PF-PT/BSPT/Rc (Female) NF-NPT (Female)	E-EPDM N-NBR V-VITON S-SILICON	A- 酸洗 Acid Pickling E- 電解 Electropolishing P- 拋光 Polishing



No.	名稱	Description
1	束環	Clamp
2	蓋水座	Cap
3	O 型環	O-ring
4	桶體	Shell
5	彈簧	Spring
6	濾心螺桿	Screw rod
7	濾心螺絲	Nut
8	端板	Bottom cover
9	排放口	Drain



型式 Model	濾心長度 Length	N1/N2	N3/N4	A m/m	B m/m	C m/m	D m/m	流量 M ³ /Hr	流量 (加侖) GPM
TA1	10"	3/4"~1"	1/4"	Ø106	395	97	50	1	4
TA2	20"	3/4"~1"	1/4"	Ø106	645	97	50	2	9
TA3	30"	3/4"~1"	1/4"	Ø106	895	97	50	3	13
TA4	40"	3/4"~1"	1/4"	Ø106	1145	97	50	4	18