

# KU

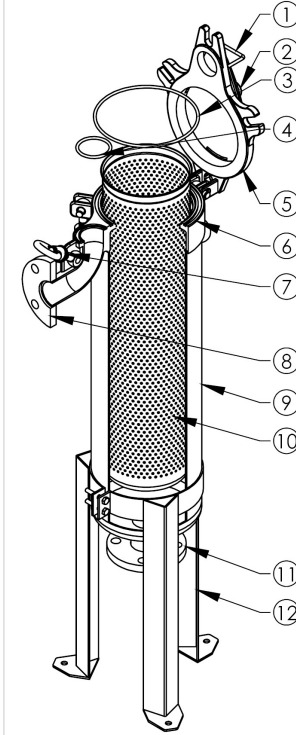

## 單袋上入式濾袋機 Top Loading Single Filter Bag Housing



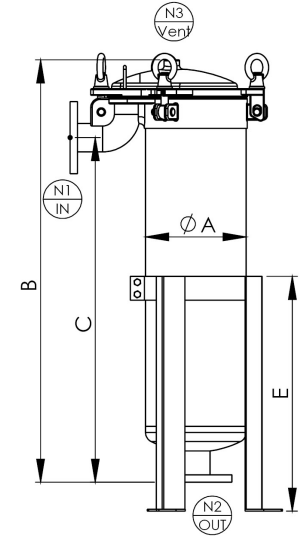
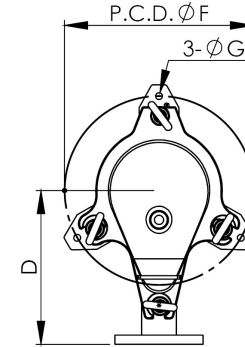
設計壓力 10 kgf/cm<sup>2</sup>    最大操作壓力 10 kgf/cm<sup>2</sup>  
Design P. 150 psi    Max Operating P. 150 psi

設計溫度 100°C    操作溫度 75°C  
Design T.    Operating T.

選購配件 各式濾袋、壓袋器、濾袋撐開架、金屬浮球  
Accessory Filter Bag, Bag Pressing, Bag Bracket, Metal Float Ball



No.	名稱	Description
1	把手	Handle
2	排氣口	Vent
3	O型環	O-ring
4	O型環	O-ring
5	上蓋	Top cover
6	桶唇	Shell flange
7	單眼螺絲組	Eye bolt
8	入水口	Inlet
9	桶體	Shell
10	金屬內網	Basket
11	出水口	Outlet
12	活動腳架	Support leg



KU	2	4	SB	2	10K	E	EA
產品型號	濾袋規格	產品材質	進出口方向	進出口尺寸	進出口規格	O環材質	外 / 內表面處理
Model	Bag Size	Material	Connection	Connection Size	Connection Type	O-ring	Outside & Inside Finishes
KU	1-Bag No.1 2-Bag No.2	4-304 6-316 6L-316L	SS- 側進側出 Side In & Side Out SB- 側進底出 Side In & Bottom Out	2-2" 221-2-1/2" 3-3"	150P-ANSI 10K-JIS PN10-DIN C-CLAMP PF-PT/BSPT/Rc (Female) PM-PT/BSPT/R (Male) NF-NPT (Female) NM-NPT (Male) BF-BSPF/G (Female) BM-BSPF/G (Male)	E-EPDM N-NBR V-VITON S-SILICON TS-TEFLON+SILICON	A- 酸洗 Acid Pickling E- 電解 Electropolishing P- 拋光 Polishing S- 噴砂 Sand Blasting

型式 Model	N1/N2	N3	A m/m	B m/m	C m/m	D m/m	E m/m	F (PCD) m/m	G m/m	流量 M <sup>3</sup> /Hr	流量 (加侖) GPM
KU1	2"-3"	1/2"	Ø216	555	390	270	515	Ø306	Ø12	20	88
KU2	2"-3"	1/2"	Ø216	905	740	270	515	Ø306	Ø12	45	198