

KM

多袋式袋濾機 (側進底出) Multi Filter Bag Housing(Side In & Bottom Out)



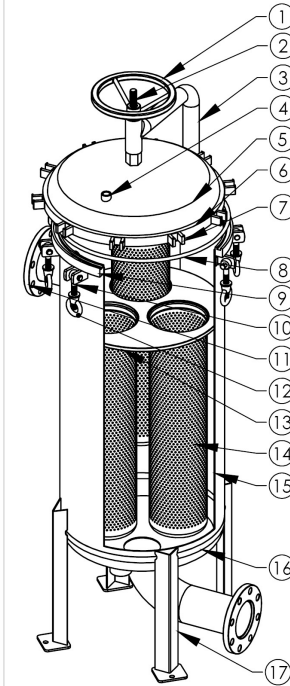
設計壓力 10 kgf/cm² 最大操作壓力 10 kgf/cm²
Design P. 150 psi Max Operating P. 150 psi

設計溫度 100°C 操作溫度 75°C
Design T. Operating T.

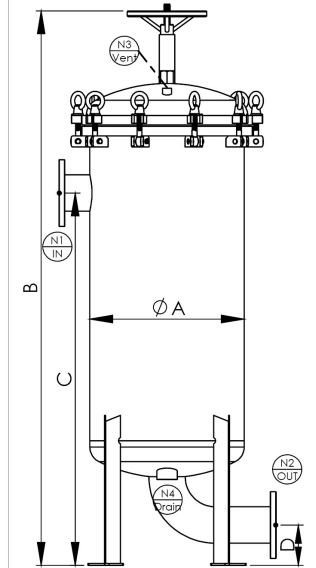
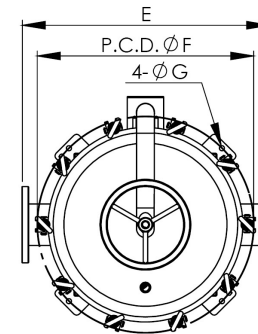
選購配件 各式濾袋、壓袋器、濾袋撐開架、金屬浮球
Accessory Filter Bag, Bag Pressing, Bag Bracket, Metal Float Ball



KM	2	2	4	SB	3	10K	E	EA
產品型號	濾袋數量	濾袋規格	產品材質	進出口方向	進出口尺寸	進出口規格	O 環材質	外 / 內表面處理
Model	No. of Filter Bag	Bag Size	Material	Connection	Connection Size	Connection Type	O-ring	Outside & Inside Finishes
KM	2~12	1-Bag No.1 2-Bag No.2	4-304 6-316 6L-316L	SB-側進底出 Side In & Bottom Out	2-2" 221-2-1/2" 3-3" 4-4" 5-5" 6-6" 8-8" 10-10" 12-12"	150P-ANSI 10K-JIS PN10-DIN C-CLAMP PF-PT/BSP/T/Rc (Female) PM-PT/BSP/T/R (Male) NF-NPT (Female) NM-NPT (Male) BF-BSPF/G (Female) BM-BSPF/G (Male)	E-EPDM N-NBR V-VITON S-SILICON TS-TEFLON-SILICON	A- 酸洗 Acid Pickling E- 電解 Electropolishing P- 拋光 Polishing S- 噴砂 Sand Blasting



No.	名稱	Description
1	轉盤	Turntable
2	螺桿	Screw rod
3	吊架	Davit
4	排氣口	Vent
5	上蓋	Top cover
6	上蓋蓋	Top cover flange
7	環形螺母座	Eye nut socket
8	O 型環	O-ring
9	桶蓋	Shell flange
10	單眼螺絲座	Eye bolt socket
11	入 / 出水口	Inlet / Outlet
12	單眼螺絲組	Eye bolt
13	濾袋座	Filter bag plate
14	金屬內網	Basket
15	桶體	Shell flange
16	端板	Bottom cover
17	腳架	Support leg



型式 Model	Qty. of Bags	N1/N2	N3	N4	A m/m	B m/m	C m/m	D m/m	E m/m	F(PCD) m/m	G m/m	流量 M ³ /Hr
KM2	2	3"	1/2"	2"	Ø406	1679	1086	108	606	Ø516	Ø14	90
KM2	2	4"	1/2"	2"	Ø406	1774	1157	127	606	Ø516	Ø14	90
KM3	3	3"	1/2"	2"	Ø508	1716	1106	108	708	Ø618	Ø14	135
KM3	3	4"	1/2"	2"	Ø508	1812	1177	127	708	Ø618	Ø14	135
KM4	4	3"	1/2"	2"	Ø508	1716	1106	108	708	Ø618	Ø14	180
KM4	4	4"	1/2"	2"	Ø508	1812	1177	127	708	Ø618	Ø14	180
KM4	4	6"	1/2"	2"	Ø508	1960	1300	152	708	Ø618	Ø14	180
KM5	5	3"	1/2"	2"	Ø560	1760	1117	108	760	Ø704	Ø18	225
KM5	5	4"	1/2"	2"	Ø560	1856	1188	127	760	Ø704	Ø18	225
KM5	5	6"	1/2"	2"	Ø560	2004	1311	152	760	Ø704	Ø18	225
KM6	6	3"	1/2"	2"	Ø600	1774	1125	108	800	Ø744	Ø18	270
KM6	6	4"	1/2"	2"	Ø600	1870	1196	127	800	Ø744	Ø18	270
KM6	6	6"	1/2"	2"	Ø600	2018	1319	152	800	Ø744	Ø18	270
KM7	7	3"	1/2"	2"	Ø600	1774	1125	108	800	Ø744	Ø18	315
KM7	7	4"	1/2"	2"	Ø600	1870	1196	127	800	Ø744	Ø18	315
KM7	7	6"	1/2"	2"	Ø600	2018	1319	152	800	Ø744	Ø18	315
KM7	7	8"	1/2"	2"	Ø600	2177	1439	184	800	Ø744	Ø18	315
KM8	8	4"	1/2"	2"	Ø650	1893	1207	127	850	Ø794	Ø18	360
KM8	8	6"	1/2"	2"	Ø650	2042	1332	152	850	Ø794	Ø18	360
KM8	8	8"	1/2"	2"	Ø650	2202	1452	184	850	Ø794	Ø18	360
KM9	9	6"	1/2"	2"	Ø762	2150	1352	152	962	Ø962	Ø19	405
KM9	9	8"	1/2"	2"	Ø762	2310	1473	184	962	Ø962	Ø19	405
KM10	10	6"	1/2"	2"	Ø762	2150	1352	152	962	Ø962	Ø19	450
KM10	10	8"	1/2"	2"	Ø762	2310	1473	184	962	Ø962	Ø19	450
KM10	10	10"	1/2"	2"	Ø762	2489	1602	216	962	Ø962	Ø19	450
KM12	12	8"	1/2"	2"	Ø813	2343	1483	184	1013	Ø1013	Ø19	540
KM12	12	10"	1/2"	2"	Ø813	2522	1613	216	1013	Ø1013	Ø19	540