

SA


單支衛生級過濾器 (束環式) Sanitary Single Filter Cartridge Housing (Clamp Type)



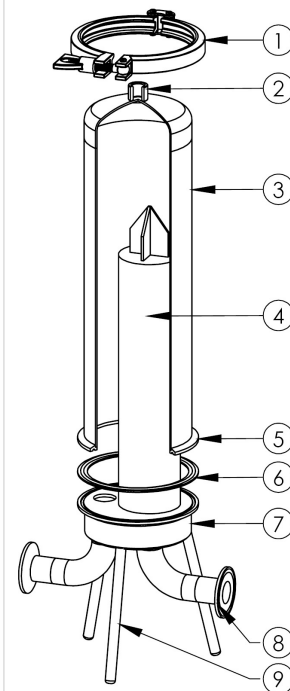
設計壓力 10 kgf/cm² 最大操作壓力 10 kgf/cm²
Design P. 150 psi Max Operating P. 150 psi

設計溫度 100°C 操作溫度 75°C
Design T. Operating T.

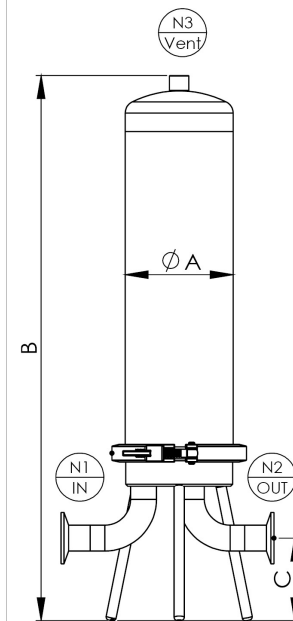
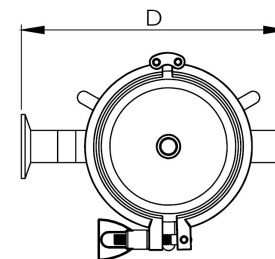
選購配件 各式濾芯
Accessory Cartridges



SA	1	4	F	1	C	E	PP
產品型號	濾心長度	產品材質	濾心接頭	進出口尺寸	進出口規格	O 環材質	外 / 內表面處理
Model	Length	Material	Adapters	Connection Size	Connection Type	O-ring	Outside & Inside Finishes
SA	1-10" 2-20" 3-30"	4-304 6-316 6L-316L	F-DOE 5-222 7-226	43-3/4" 1-1"	150P-ANSI 10K-JIS PN10-DIN C-CLAMP PF-PT/BSPT/Rc (Female) PM-PT/BSPT/R (Male) NF-NPT (Female) NM-NPT (Male) BF-BSPF/G (Female) BM-BSPF/G (Male)	E-EPDM N-NBR V-VITON S-SILICON T-TEFLON	E- 電鍍 Electropolishing P- 拋光 Polishing



No.	名稱	Description
1	束環	Clamp
2	排氣口	Vent
3	桶體	Shell
4	濾芯	Filter cartridge
5	桶蓋	Shell flange
6	墊片	Gasket
7	底座	Base
8	入 / 出水口	Inlet / Outlet
9	腳架	Support leg



型式 Model	濾心長度 Length	N1/N2	N3	A m/m	B m/m	C m/m	D m/m	流量 M ³ /Hr	流量 (加侖) GPM
SA1	10"	1"	1/4"	Ø106	503	80	207	1	4
SA2	20"	1"	1/4"	Ø106	753	80	207	2	9
SA3	30"	1"	1/4"	Ø106	1003	80	207	3	13