


SJ

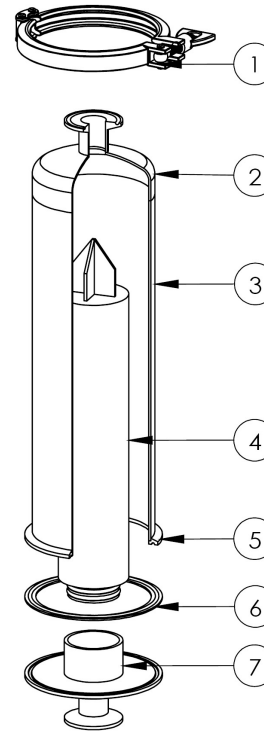
單支衛生級空氣過濾器 (直通式) Sanitary Single Filter Cartridge Housing (Straight Type)



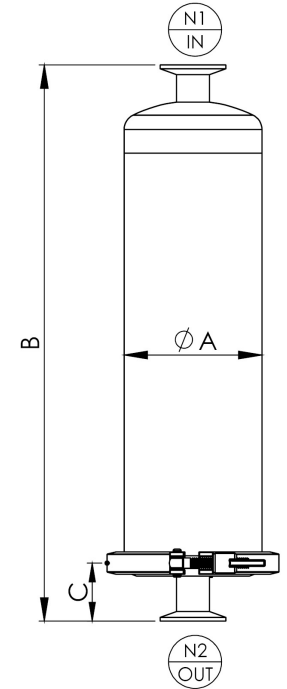
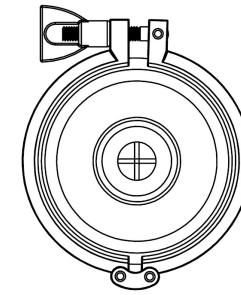
設計壓力 Design P.	10 kgf/cm ² 150 psi	最大操作壓力 Max Operating P.	10 kgf/cm ² 150 psi
設計溫度 Design T.	100°C	操作溫度 Operating T.	75°C
選購配件 Accessory	各式濾芯 Cartridges		



SJ	1	6	5	1	C	S	PP
產品型號 Model	濾心長度 Length	產品材質 Material	濾心接頭 Adapters	進出口尺寸 Connection Size	進出口規格 Connection Type	O環材質 O-ring	外 / 內表面處理 Outside & Inside Finishes
SJ	1-10" 2-20" 3-30"	4-304 6-316 6L-316L	F-DOE 5-222 7-226	41-1/4" 21-1/2" 43-3/4" 1-1" 121-1-1/2" 2-2" 221-2-1/2"	150P-ANSI 10K-JIS PN10-DIN C-CLAMP PF-PT/BSPT/Rc (Female) PM-PT/BSPT/R (Male) NF-NPT (Female) NM-NPT (Male) BF-BSPF/G (Female) BM-BSPF/G (Male)	E-EPDM N-NBR V-VITON S-SILICON TS-TEFLON+SILICON	E-電解 Electropolishing P-拋光 Polishing



No.	名稱	Description
1	夾環	Clamp
2	端板	Top cover
3	桶體	Shell
4	濾心	Filter cartridge
5	桶蓋	Shell flange
6	墊片	Gasket
7	底座	Base



型式 Model	濾心長度 Length	N1/N2	A m/m	B m/m	C m/m	流量 M ³ /Hr	流量 (加侖) GPM
SJ1	10"	1"	Ø106	430	43.5	5	22
SJ2	20"	1"	Ø106	685	43.5	10	44
SJ3	30"	1"	Ø106	940	43.5	15	66