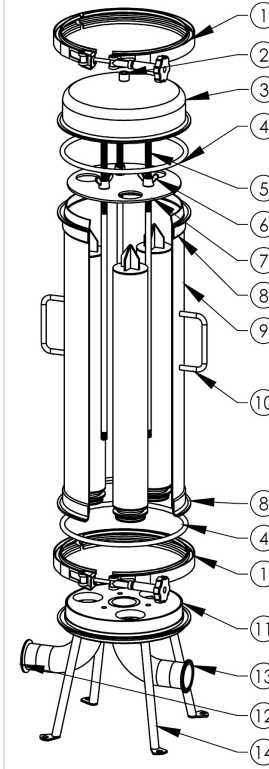


# SL

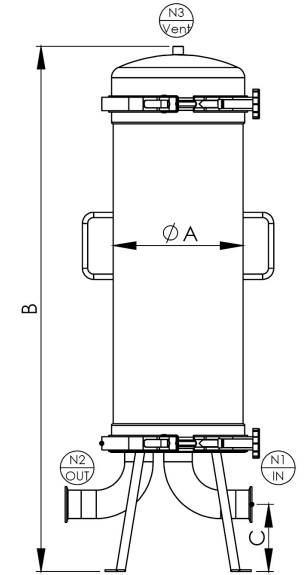
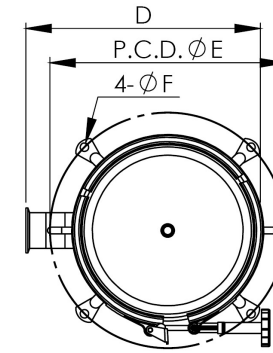
## 多支衛生級過濾器 (束環式) Sanitary Multi Filter Cartridge Housing (Clamp Type)



|                   |                                   |                            |                                   |
|-------------------|-----------------------------------|----------------------------|-----------------------------------|
| 設計壓力<br>Design P. | 10 kgf/cm <sup>2</sup><br>150 psi | 最大操作壓力<br>Max Operating P. | 10 kgf/cm <sup>2</sup><br>150 psi |
| 設計溫度<br>Design T. | 100°C                             | 操作溫度<br>Operating T.       | 75°C                              |
| 選購配件<br>Accessory | 各式濾芯<br>Cartridges                |                            |                                   |



| No. | 名稱   | Description    |
|-----|------|----------------|
| 1   | 束環   | Clamp          |
| 2   | 排氣口  | Vent           |
| 3   | 上蓋   | Top cover      |
| 4   | O型環  | O-ring         |
| 5   | 雙頭牙條 | Threaded rod   |
| 6   | 壓板螺母 | Nut            |
| 7   | 壓板   | Pressure plate |
| 8   | 桶唇   | Shell flange   |
| 9   | 桶體   | Shell          |
| 10  | 把手   | Handle         |
| 11  | 底座   | Base           |
| 12  | 出水口  | Outlet         |
| 13  | 入水口  | Inlet          |
| 14  | 腳架   | Support leg    |



| SL            | 6                               | 2                                | 4                         | 5                       | 2  | C  | E  | PP  |
|---------------|---------------------------------|----------------------------------|---------------------------|-------------------------|--|--|--|---|
| 產品型號<br>Model | 濾心支數<br>No. of Filter Cartridge | 濾心長度<br>Length                   | 產品材質<br>Material          | 濾心接頭<br>Adapters        | 進出口尺寸<br>Connection Size                                       | 進出口規格<br>Connection Type   | O環材質<br>O-ring   | 外 / 內表面處理<br>Outside & Inside Finishes        |
| SL            | 2<br>3<br>4<br>5<br>6           | 1-10"<br>2-20"<br>3-30"<br>4-40" | 4-304<br>6-316<br>6L-316L | F-DOE<br>5-222<br>7-226 | 21-1/2"<br>43-3/4"<br>1-1"<br>121-1-1/2"<br>2-2"<br>221-2-1/2" | 150P-ANSI<br>10K-JIS<br>PN10-DIN<br>C-CLAMP<br>PF-PT/BSPT/Rc (Female)<br>PM-PT/BSPT/R (Male)<br>NF-NPT (Female)<br>NM-NPT (Male)<br>BF-BSPF/G (Female)<br>BM-BSPF/G (Male) | E-EPDM<br>N-NBR<br>V-VITON<br>S-SILICON<br>TS-TEFLON+SILICON | E-電解<br>Electropolishing<br>P-拋光<br>Polishing |

| 型式<br>Model | 濾心長度<br>Length | N1/N2 | N3   | A m/m | B m/m | C m/m | D m/m | E(PCD) m/m | F m/m | 流量<br>M <sup>3</sup> /Hr | 流量 (加侖)<br>GPM |
|-------------|----------------|-------|------|-------|-------|-------|-------|------------|-------|--------------------------|----------------|
| SL2-6       | 10"            | 2"    | 1/4" | Ø232  | 675   | 120   | 332   | Ø368       | Ø12   | 2~6                      | 9~26           |
| SL2-6       | 20"            | 2"    | 1/4" | Ø232  | 925   | 120   | 332   | Ø368       | Ø12   | 4~12                     | 18~53          |
| SL2-6       | 30"            | 2"    | 1/4" | Ø232  | 1175  | 120   | 332   | Ø368       | Ø12   | 6~18                     | 26~79          |
| SL2-6       | 40"            | 2"    | 1/4" | Ø232  | 1425  | 120   | 332   | Ø368       | Ø12   | 8~24                     | 35~106         |