


RH8

8"RO 管件 (高壓型) RO Membrane Housing (High Pressure Type)



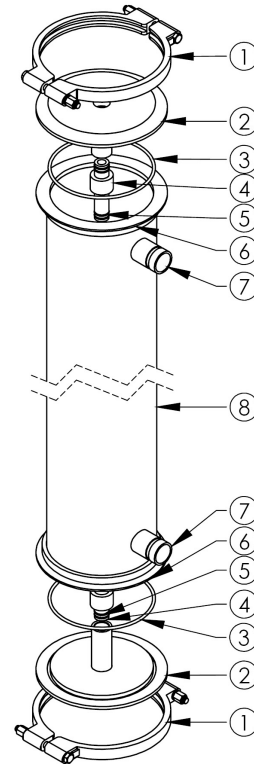
設計壓力 40 kgf/cm² 最大操作壓力 40 kgf/cm²
Design P. 600 psi Max Operating P. 600 psi

設計溫度 100°C 操作溫度 75°C
Design T. Operating T.

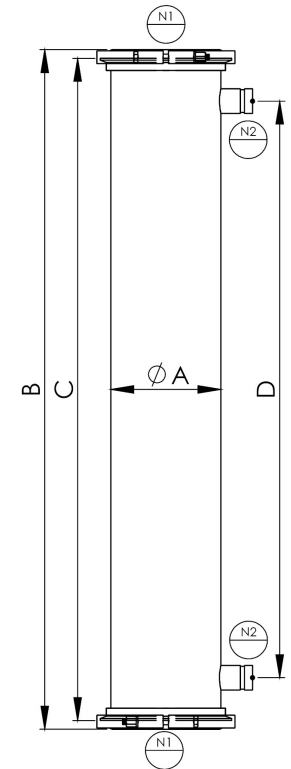
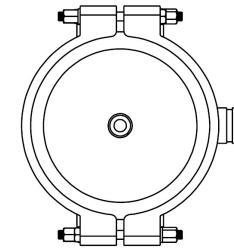
標準口徑 N1-1" 內牙、N2- 1 1/2" 機械接頭
Standards N1-1"PT-F, N2- 1 1/2"V, Mechanical joint
Nozzle



RH8	4	4	1	PF	1	V	E	BA
產品型號	管身尺寸	管身材質	N1 尺寸	N1 規格	N2 尺寸	N2 規格	O 環材質	外 / 內表面處理
Model	Length	Shell Material	N1 Size	N1 Type	N2 Size	N2 Type	O-ring	Outside & Inside Finishes
RH8	4-40" 8-80" 12-120" 16-160" 20-200"	4-304 6-316	1-1" 121-1-1/2" 2-2"	PF-PTF NF-NPTF V-Mechanical Joint C-CLAMP	1-1" 121-1-1/2" 2-2"	PF-PT/BSPT/Rc (Female) NF-NPT (Female) V-Mechanical joint C-CLAMP	E-EPDM N-NBR V-VITON	A- 酸洗 Acid pickling B- 研磨 Burnishing P- 拋光 Polishing



No.	名稱	Description
1	夾環	Clamp
2	RO 端板	RO head
3	O 型環	O-ring
4	PVC 接管	PVC coupling
5	O 型環	O-ring
6	桶蓋	Shell flange
7	機械接頭	Mechanical joint
8	管殼	Shell



型式 Model	N1	N2	A m/m	B m/m	C m/m	D/mm
RH8-4	1"	1-1/2"	Ø216	1137	1300	1132
RH8-8	1"	1-1/2"	Ø216	2353	2316	2148
RH8-12	1"	1-1/2"	Ø216	3369	3332	3164
RH8-16	1"	1-1/2"	Ø216	4385	4348	4180
RH8-20	1"	1-1/2"	Ø216	5401	5364	5196