

RL8

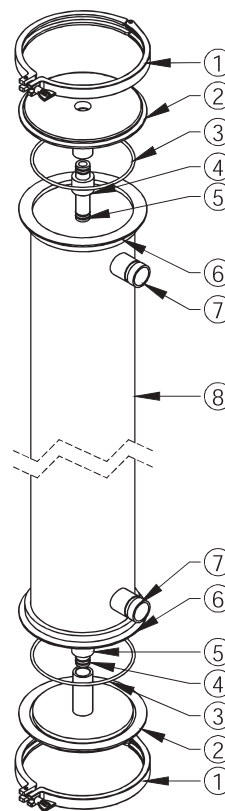
8"RO 管件 (低壓型) RO Membrane Housing (Low Pressure Type)



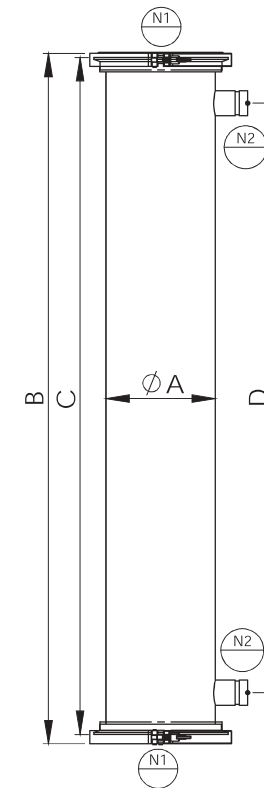
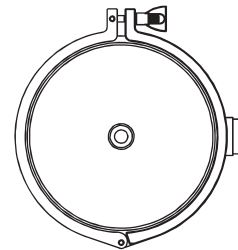
設計壓力 Design P.	20 kgf/cm ² 300 psi	最大操作壓力 Max Operating P.	20 kgf/cm ² 300 psi
設計溫度 Design T.	100°C	操作溫度 Operating T.	75°C
標準口徑 Standards	N1-1"PT-F、N2-1 1/2" 機械接頭 N1-1"PT-F, N2- 1 1/2"V. Mechanical joint Nozzle		



RL8	4	4	1	PF	1	V	E	BA
產品型號 Model	管身尺寸 Length	管身材質 Shell Material	N1 尺寸 N1 Size	N1 規格 N1 Type	N2 尺寸 N2 Size	N2 規格 N2 Type	O 環材質 O-ring	外 / 內表面處理 Outside & Inside Finishes
RL8	4-40" 8-80" 12-120" 16-160" 20-200"	4-304 6-316	1-1" 121-1-1/2" 2-2"	PF-PTF NF-NPTF V-Mechanical Joint C-CLAMP	1-1" 121-1-1/2" 2-2"	PF-PT/BSPT/Rc (Female) NF-NPT (Female) V-Mechanical joint C-CLAMP	E-EPDM N-NBR V-VITON	A- 酸洗 Acid pickling B- 研磨 Burnishing P- 拋光 Polishing



No.	名稱	Description
1	束環	Clamp
2	RO 端板	RO head
3	O 型環	O-ring
4	PVC 接管	PVC coupling
5	O 型環	O-ring
6	桶唇	Shell flange
7	機械接頭	Mechanical joint
8	管殼	Shell



型式 Model	N1	N2	A m/m	B m/m	C m/m	D/mm
RL8-4	1"	1-1/2"	Ø210	1328	1300	1132
RL8-8	1"	1-1/2"	Ø210	2344	2316	2148
RL8-12	1"	1-1/2"	Ø210	3360	3332	3164
RL8-16	1"	1-1/2"	Ø210	4376	4348	4180
RL8-20	1"	1-1/2"	Ø210	5392	5364	5196